

The Exim Mail Transfer Agent

(A brief introduction)

<http://www.exim.org>

Configuration file

- Exim uses a single runtime configuration file, divided into a number of sections
- The first section contains global option settings
- The other sections start with “begin *sectionname*”
- They are all optional, and may appear in any order
- Comments, macros, if-then-else, and inclusions are available
Some Debian versions use inclusions to support a multi-file configuration arrangement
- Option settings can refer to auxiliary data files, for example, a file of aliases (traditionally ***/etc/aliases***)

Changing the runtime configuration

- Edit `/usr/exim/configure` with your favourite text editor
- New Exim processes will pick up the new file right away
- You need to SIGHUP the daemon (as root) to restart it

```
kill -HUP \  
$(cat /var/spool/exim/exim-daemon.pid)
```
- Check the log to see if it restarted successfully

```
tail /var/spool/exim/log/mainlog
```

Configuration file sections

- Global options
 - General and input-related options
- Address rewriting rules
 - Specify rewriting of envelope and header addresses
- Retry rules
 - Control retries after temporary failures
- Router configuration
 - Specify recipient address processing
- Transport configuration
 - Specify how actual deliveries are done
- Authenticator configuration
 - Specify SMTP authentication methods
- Access Control Lists (ACLs)
 - Define policy controls for incoming messages

Default configuration file layout

Global option settings

- [`begin ACL`
Access control lists] required for SMTP input
- [`begin routers`
Router configuration] required for message delivery
- [`begin transports`
Transport configuration]
- [`begin retry`
Retry rules
- [`begin rewrite`
Rewriting rules
- [`begin authenticators`
Authenticator configuration

Examples of common global options

- SMTP input limits

```
smtp_accept_max = 200
smtp_accept_queue = 150
smtp_accept_reserve = 10
smtp_accept_reserve_hosts = 192.168.0.0/16
smtp_connect_backlog = 100
```

- Overloading

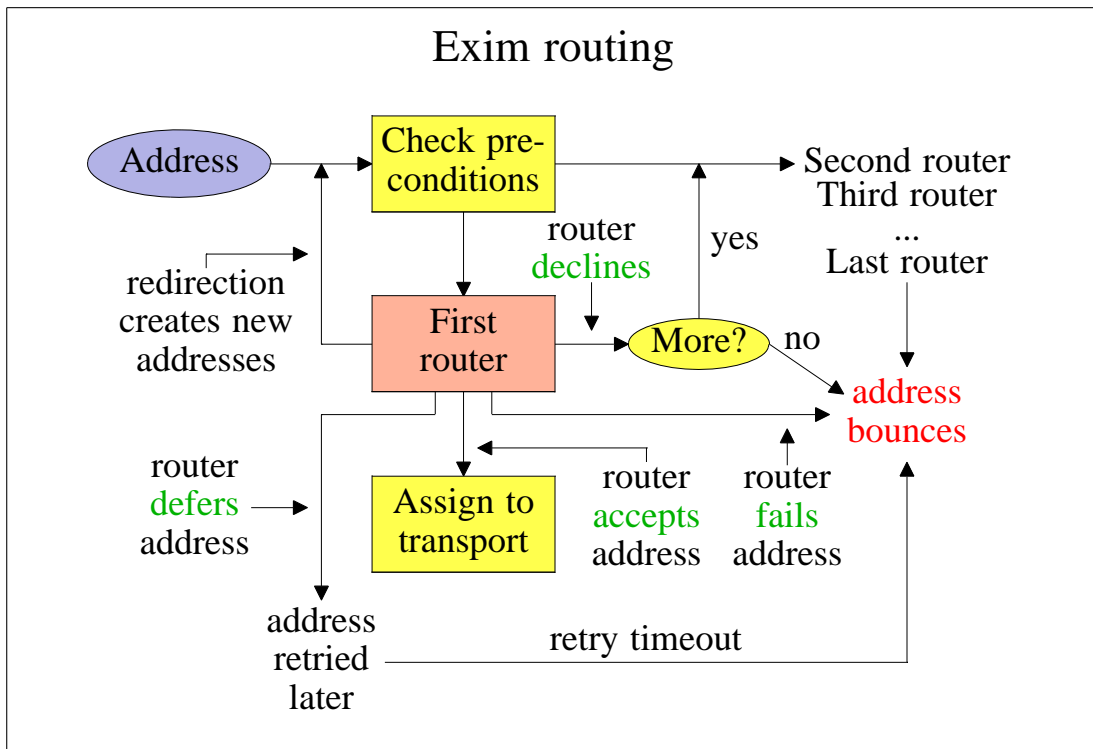
```
queue_only_load = 5
deliver_queue_load_max = 7
```

- Message size limits

```
message_size_limit = 10M
return_size_limit = 65535
```

Router overview

- Exim contains a number of different routers
 - Example: the *dnslookup* router does DNS processing
 - the *redirect* router does address redirection (aliasing and forwarding)
- Routers decide how to deliver to addresses
- The configuration defines which routers are used, in which order, and under what conditions
 - Example: routers are often restricted to specific domains
- The order in which routers are defined is important
- The same router may appear more than once, usually with different configurations



Simple routing configuration

- Check for non-local domains: run *dnslookup* router
 - Accept: assign to *smtp* transport
 - Decline: “no_more” set, so address bounces
- Check for system aliases: *redirect* router
 - Accept: generates new address(es)
 - Decline: passed to next router
- Check for local user forwarding: another *redirect* router
 - Accept: generates new address(es)
 - Decline: passed to next router
- Check for local user: run *accept* router
 - Accept: assign to *appendfile* transport
- No more routers: address bounces

Exim transports

- Transports are the components of Exim that actually deliver copies of messages
 - The *smtp* transport delivers over TCP/IP to a remote host
 - The *appendfile* transport writes to a local file
 - The *pipe* transport writes to another process via a pipe
 - The *lmtp* transport does likewise, using the LMTP protocol
 - The *autoreply* transport is anomalous, in that it creates an automatic response instead of doing a real delivery
- The order in which transports are defined is not important
- A transport is used only when referenced from a router
- Transports are run in subprocesses, under their own uid, after all routing has been done
- Multiple remote deliveries can happen simultaneously

Named item lists

```
domainlist local_domains = @ : plc.com
hostlist   relay_hosts = 192.168.32.0/24
```

- Abstraction: list is specified in one place only
References are shorter and easier to understand
- Optimization: matches are cached where possible
Example: several routers testing the same domain list
Cannot cache by default if list contains expansion items
- A named list is referenced by prefixing its name with +
`hosts = 127.0.0.1 : +relay_hosts`
- A named list can be negated
`domains = !+local_domains`
This is not possible with macros

Named lists in the default configuration

- The default configuration uses three named lists

```
domainlist local_domains = @
domainlist relay_to_domains =
hostlist   relay_from_hosts = 127.0.0.1
```
- Local domains are going to be delivered on this host
@ means “the local name of the local host”
- No domains are defined for relaying by default
- The local host is permitted to relay through itself
Some clients send mail this way
- These lists are used later to set up these controls
The above settings just define the lists

Default routers (1)

- The first router handles non-local domains

```
dnslookup:  
  driver = dnslookup  
  domains = ! +local_domains  
  ignore_target_hosts = 0.0.0.0 : 127.0.0.0/8  
  transport = remote_smtp  
  no_more
```

- The **domains** precondition checks for a non-local domain
- Silly DNS entries are ignored
- If the domain is found in the DNS, assign the address to the **remote_smtp** transport for delivery
- Otherwise, **no_more** changes “decline” into “fail”

Default routers (2)

- The second router handles system aliases

```
system_aliases:  
  driver = redirect  
  data = ${lookup{$local_part}lsearch\  
         {/etc/aliases}}  
  allow_fail                                allows :fail:  
  allow_defer                               allows :defer:  
  pipe_transport = address_pipe  
  file_transport = address_file  
  # user = exim
```

- Alias files look like this

```
postmaster: pat, james@otherdom.example  
majordomo:  |/usr/bin/majordom ...  
alice:      :fail: No longer works here
```

Default routers (3)

- The third router handles users' *.forward* files

```
userforward:  
  driver = redirect  
  check_local_user  
  file = $home/.forward  
  no_verify  
  no_expn  
  check_ancestor  
  pipe_transport = address_pipe  
  file_transport = address_file  
  reply_transport = address_reply  
  allow_filter          allows filter files
```

- **data** and **file** are mutually exclusive options for **redirect**
data expands to a redirection list
file expands to the name of a file containing a redirection list

Default routers (4)

- The final router handles local users' mailboxes

```
localuser:  
  driver = accept  
  check_local_user  
  transport = local_delivery
```

- Recap: an address is routed like this:
Remote address => **remote_smtp** transport, fail
System alias => new address(es), fail, defer
User's *.forward* => new address(es)
Local user => **local_delivery** transport
Unrouteable address => bounce
- This is just one of many possible configurations
There are other routers that we have not met yet...

Default transports (1)

- Main transports

```
remote_smtp:
  driver = smtp

local_delivery:
  driver = appendfile
  file = /var/mail/$local_part
  delivery_date_add
  envelope_to_add
  return_path_add
# group = mail
# mode = 0660
```

- Default local delivery assumes a “sticky bit” directory
Setting **group** and **mode** is an alternative approach

Default transports (2)

- Auxiliary transports

```
address_pipe:
  driver = pipe
  return_output

address_file:
  driver = appendfile
  delivery_date_add
  envelope_to_add
  return_path_add

address_reply:
  driver = autoreply
```

Routing to smarthosts

- Replace the first router with

```
send_to_smarthost:  
  driver = manualroute  
  domains = ! +local_domains  
  route_list = * smarthost1.example:\  
                smarthost2.example  
  transport = remote_smtp
```

- A **route_list** rule contains space-separated items
 The first is a single domain pattern: * matches any domain
 The second is a list of hosts for the matching domain
- Not shown in the above example
 The third is **bydns** or **byname** (default tries both)
 A transport name may also be given

Virtual domains

- Straightforward cases are just an aliasing application

```
virtual_domains:  
  driver = redirect  
  domains = lsearch;/etc/virtual-domains  
  data = ${lookup{$local_part}lsearch\  
          {/etc/valias/$domain}}  
  no_more
```

- Or use a **dsearch** lookup to save having a separate list

```
domains = dsearch;/etc/valias
```

Ensure Exim is built with **dsearch** support

- For large virtual domains, use something better than *lsearch*

Message filtering

- Exim supports three kinds of filtering
 - User filter: run while routing (“**.forward** with conditions”)
 - System filter: run once per message per delivery attempt
 - Transport filter: external program added to transport
- User and system filters are run for each delivery attempt
 - Simple control language, designed for end users
 - Exim also supports Sieve filtering (RFC 3028)
 - If delivery is deferred, filters run more than once
 - Filter can detect first time run
- User and system filters use the same syntax
 - Documented separately for the benefit of end users
 - The system filter has some additional commands (**fail**, **freeze**)
 - These can be enabled for redirection filters

User filter example (1)

```
# Exim filter
# Don't touch bounces
if error_message then finish endif

# Throw away junk
if
    $sender_address matches \N^\d{8}@\N or
    $h_Subject: contains "Make money" or
    $h_X-Spam_bar: contains "+++++" or
    $message_body contains "this is not spam"
then seen finish endif

# Conditional forwarding
if $h_from: does not contain "personal" then
    unseen deliver my.secretary@example.com
endif
```

User filter example (2)

```
# Sort mailing list messages
if $h_List-Id:
    contains "<exim-users.exim.org>" then
        save $home/Mail/exim-list
        finish
elif $h_List-Id:
    contains "<exim-dev.exim.org>" then
        save $home/Mail/exim-dev
        finish
endif

# Auto-reply
if personal alias ph10@cam.ac.uk then
    mail subject "Re: $h_subject:"
    file $home/auto-reply/message
    log $home/auto-reply/log
    once $home/auto-reply/once
endif
```

Filter commands

- **deliver** does “true” forwarding (sender does not change)
- **save** delivers to a named file or directory
- **pipe** delivers via a pipe to a given command
- **mail** generates a new mail message
- **logwrite** writes to a log file, defined by **logfile**
- **deliver**, **save**, and **pipe** are *significant* by default
 - Normal deliveries are bypassed if anything significant is done
 - Can be made not significant by **unseen**
- **logwrite** happens during filtering
- The others are set up during filtering, but happen later
 - This means the result of **pipe** is not available during filtering
- The sysadmin can lock out certain facilities in user filters
 - The **save**, **pipe**, **mail**, and **logwrite** commands
 - File existence tests, lookups, calling Perl, **readfile**, **readsocket**, and **run** in expansions

The system filter (1)

- Runs once per message, at every delivery start
 - Use **first_delivery** to detect the very first time
 - Can see all recipients in **\$recipients**
- Can add to recipients or completely replace recipients
 - Non-significant delivery adds, significant delivery replaces
- Can add header lines that are visible to routers, transports, and user filters
- Can remove header lines
- Can freeze a message, or bounce a message
- The system filter is set up by options like these

```
system_filter = /etc/exim/sysfilter
system_filter_file_transport = address_file
system_filter_pipe_transport = address_pipe
system_filter_user = exim
```

The system filter (2)

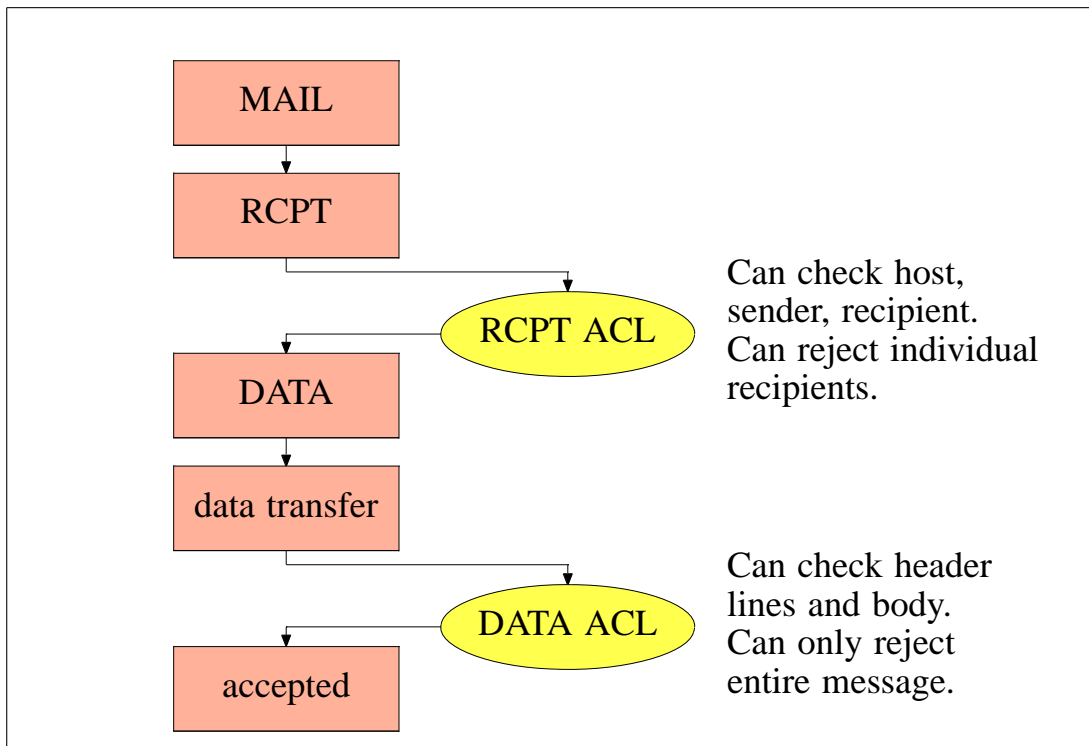
- Not powerful enough to do detailed spam checking
- Useful for per-message logging or archiving tasks
- Example

```
# Exim filter
if first_delivery and
  ${mask:$sender_host_address/24}
  is 192.168.34.0/24
then
  noerror unseen save
  /var/mail/archive/${substr_0_10:$tod_log}
endif
```

- Cannot use for per-recipient tasks, but can see all recipients

Access control lists

- Most ACLs are relevant for SMTP input
 - They do apply to local (*stdin/stdout*) SMTP (the **-bs** option)
 - An ACL is available for non-SMTP input
- For incoming SMTP messages the main ACLs are these
 - acl_smtp_rcpt** defines the ACL to be run for each RCPT
 - Default is “deny”
 - acl_smtp_data** defines the ACL to be run after DATA
 - Default is “accept”
- Tests on message content can be done only after DATA or in a non-SMTP ACL
- Other ACLs can be used for AUTH, ETRN, EXPN, EHLO, MAIL, STARTTLS, VRFY, at the start of DATA, and at the start of an SMTP session



A simple ACL

- In the main section of the configuration

```
acl_smtp_rcpt = acl_check_rcpt
```

- In the ACL section of the configuration

```
acl_check_rcpt:  
  accept    local_parts = postmaster  
           domains     = +my_domains  
  
  require   verify      = sender  
  
  accept    domains     = +my_domains  
           verify      = recipient
```

- Conditions are “anded” together
Conditions may be repeated
Evaluation is in order
Evaluation stops as soon as the outcome is known
- Implicit “deny” at the end

ACL statements

- Each statement contains a verb and a list of conditions

```
verb    condition 1 (one per line)  
         condition 2  
         ...
```

- If all the conditions are satisfied

accept Accepts SMTP command or non-SMTP message (else may pass or reject – see later)
defer Gives a temporary rejection (= **deny** for non-SMTP)
deny Rejects (else passes)
discard Like **accept** but discards recipients
drop Like **deny** but drops an SMTP connection
require Passes (else rejects)
warn Takes some warning action (writes log or adds header)
Always passes

ACL modifiers

- **message** defines a custom message for a denial or warning

```
deny    message    = You are black listed at \  
                $dnslist_domain  
                dnslists = rbl.mail-abuse.org : ...
```

- **log_message** defines a custom log message

```
require log_message = Recipient verify failed  
verify      = recipient
```

- **endpass** is used with **accept** for a 3-way outcome

```
accept  domains = +local_domains  
        endpass  
        verify   = recipient
```

Above **endpass**, failure causes the next statement to be run

Below **endpass**, failure causes rejection

The default ACL (1)

```
acl_check_rcpt:  
    accept  hosts          = :  
    deny    domains       = +local_domains  
           local_parts    = ^[.] : ^.*[!@%#|/|]  
    deny    domains       = !+local_domains  
           local_parts    = ^[./|] : \  
                           ^.*[!@%#] : \  
                           ^.*[!@%#] : \  
                           ^.*[!@%#] : \  
    accept  local_parts    = postmaster  
           domains        = +local_domains  
    require verify        = sender
```

(continued)

The default ACL (2)

```
accept domains = +local_domains
endpass
message = unknown user
verify = recipient

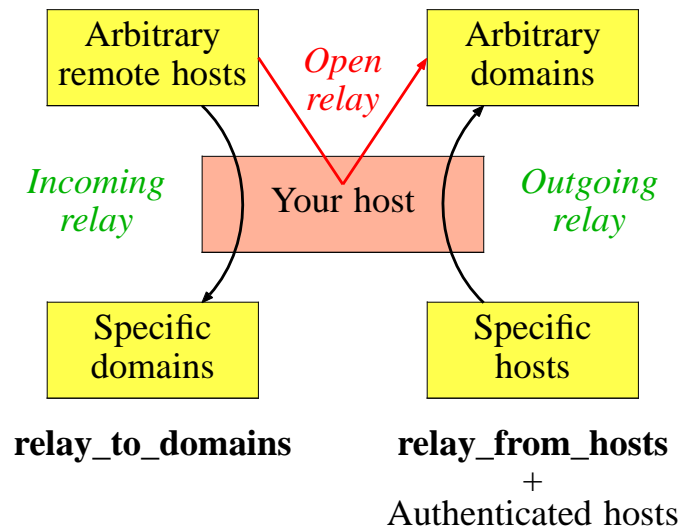
accept domains = +relay_to_domains
endpass
message = unroutable address
verify = recipient

accept hosts = +relay_from_hosts

accept authenticated = *

deny message = relay not permitted
```

Good and bad relaying



Content scanning

- These features were created by Tom Kistner
Originally a separate patch called “Exiscan”
- From release 4.50, Exiscan is part of the main Exim code
Build-time options control its inclusion in the Exim binary
Tom Kistner is still the maintainer
- Additional conditions for the DATA ACL
 - malware** detects viruses and other malware using 3rd party scanners such as ClamAV and Sophos
 - spam** calls and uses results from SpamAssassin
 - regex** does regex matches on a message
- Each condition passes back expansion variables that contain useful information
- There is also an additional ACL called **acl_smtp_mime**
If defined, this is called for each separate MIME part
Many variables are set to contain data about the MIME part

Content scanning examples

- In the DATA ACL:

```
deny message = Found $malware_name
malware = *

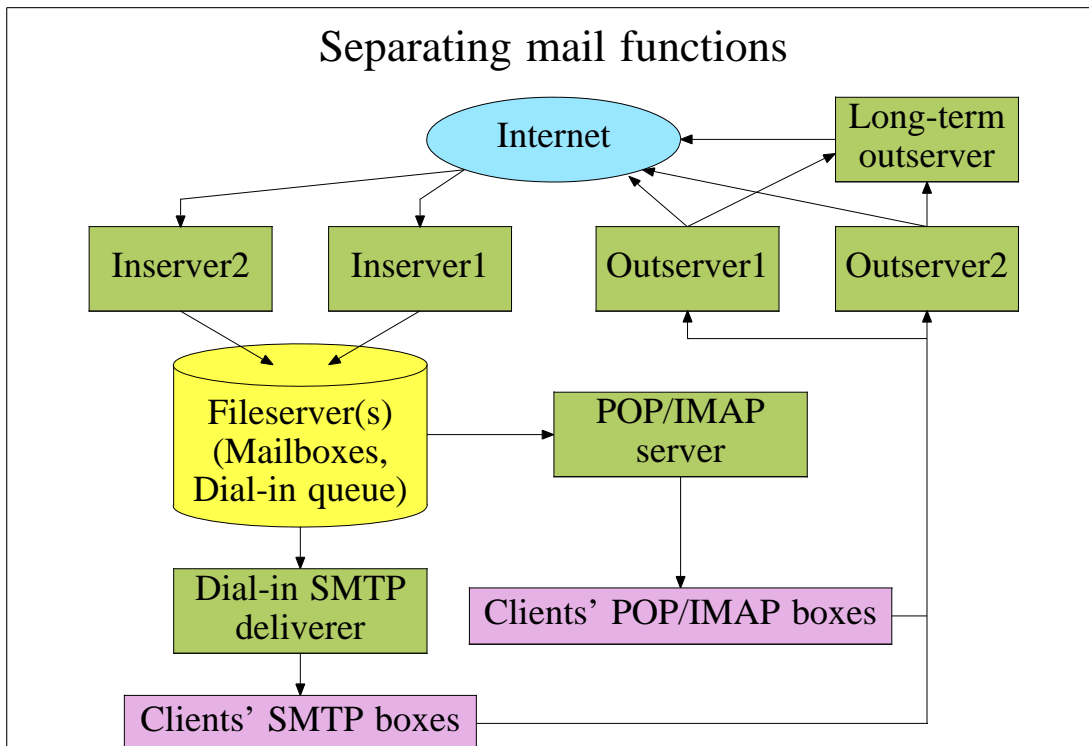
warn message = X-Spam_score: $spam_score\n\
X-Spam_score_int: $spam_score_int\n\
X-Spam_bar: $spam_bar\n\
X-Spam_report: $spam_report
```

- In the MIME ACL:

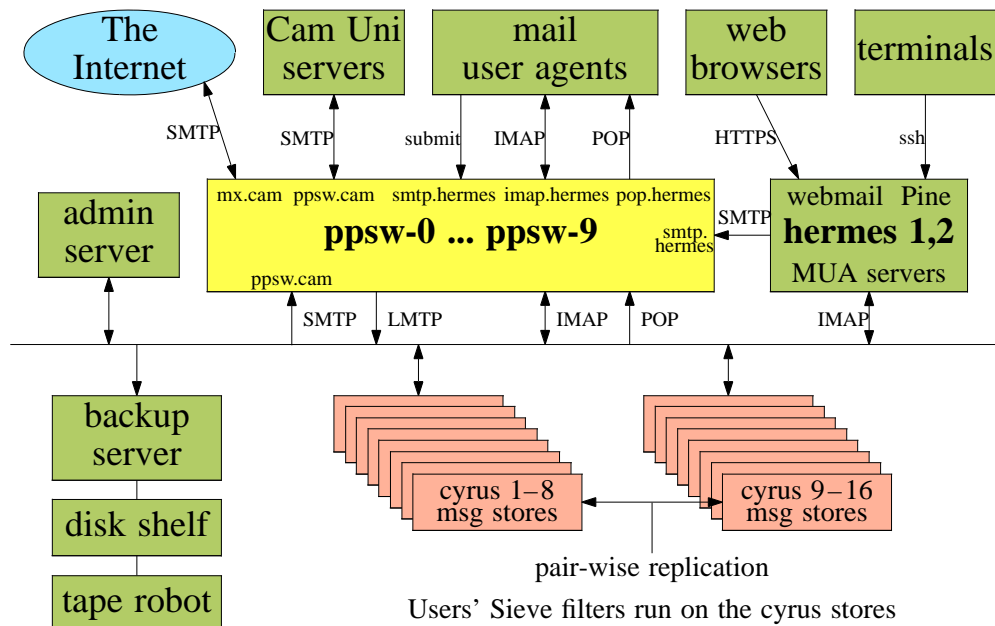
```
deny message = Executable attachments \
not permitted
condition = ${if match{$mime_filename}\
{\N\.exe$\N}}
```

Large installations

- Use a local name server with plenty of memory
- Exim is limited by disk I/O
 - Use fast disk hardware; evaluate hardware/OS/filesystem
 - With Reiserfs, disable disk block sharing
 - Put hints on RAM disk; spool and log files on different disks
 - Disable **msglog** files, **rejectlog**; set **split_spool_directory**
 - Use multiple directories for user mailboxes
- Avoid linear password files
- Use maildir format to allow parallel deliveries
- Plan to expand “sideways” with parallel servers
 - This also helps add more disk access capacity
- Keep output queue as short as possible
 - Use fallback hosts and/or **\$message_age** for several levels



Not separating mail functions



Using a uniform MTA cluster

- The Cambridge arrangement uses thorough address verification
This keeps the queues small, which is vital
- My colleague Tony Finch has written some papers about it
- A full description of this configuration is at
<http://www.cus.cam.ac.uk/~fanf2/hermes/doc/talks/2005-02-eximconf/>
- See also
<http://www.cus.cam.ac.uk/~fanf2/hermes/doc/talks/2004-02-ukuug/>
<http://www.cus.cam.ac.uk/~fanf2/hermes/doc/talks/2005-02-ukuug/>

Exim resources

- ASCII documentation is included in the tarball
- Downloadable PostScript, PDF, Texinfo, and HTML versions
- The HTML documentation is online
- FAQ in ASCII and HTML with keyword-in-context index
- Website: <http://www.exim.org/>
- Discussion list: exim-users@exim.org
- Development list: exim-dev@exim.org
- **Announce list:** exim-announce@exim.org
- Indexed archive: <http://www.exim-users.org/>
- Wiki: <http://www.exim.org/eximwiki/>
- Book: <http://www.uit.co.uk/exim-book/>

Exim is available from

<ftp://ftp.csx.cam.ac.uk/pub/software/email/exim/...>

[.../exim4/exim-4.xx.tar.gz](ftp://ftp.csx.cam.ac.uk/pub/software/email/exim/.../exim4/exim-4.xx.tar.gz) (or [.bz2](ftp://ftp.csx.cam.ac.uk/pub/software/email/exim/.../exim4/exim-4.xx.bz2))

under the GNU General Public Licence (GPL)

