

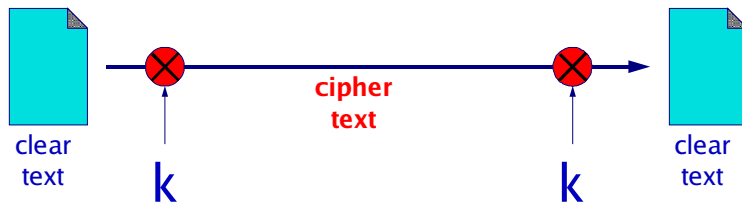
Cryptographic methods:

Brian Candler
Updated by Hervey Allen

AfNOG 2006
Nairobi, Kenya

Recommended reading:
"Applied Cryptography", Bruce Schneier

1. "Private key" or "symmetric" ciphers



The same key is used to encrypt the document before sending and decrypt it at the far end

Why use cryptography?

- Can offer *genuinely secure* solutions to important security problems
- Some governments forbid it
- Confidentiality
Can I be sure no-one else can see my data? (e.g. sniffing)
- Integrity
Has my data been modified?
- Authentication
 - Are you who you claim to be?
 - Related to access controls (Authorisation)

We assume an eavesdropper is able to intercept the ciphertext

- How can they recover the cleartext?

Examples of symmetric ciphers


DES - 56 bit key length, designed by US security service

3DES - effective key length 112 bits

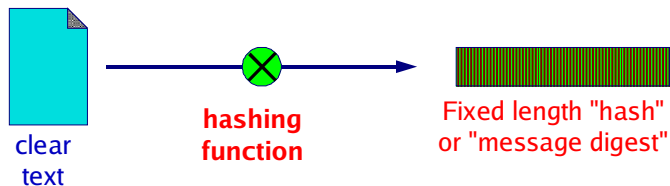
AES (Advanced Encryption Standard) - 128 to 256 bit key length

Blowfish - 128 bits, optimised for fast operation on 32-bit microprocessors

IDEA - 128 bits, patented (requires a licence for commercial use)



2. "Hashing" - one-way encryption

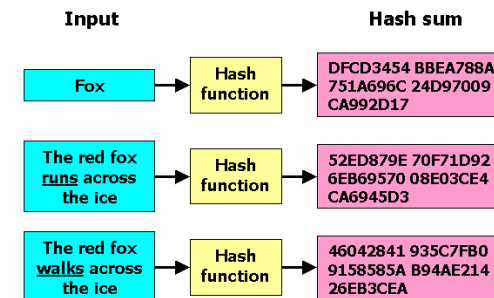


Munging the document gives a short "message digest" (checksum). Not possible to go back from the digest to the original document.

Features of symmetric ciphers

- Fast to encrypt and decrypt, suitable for large volumes of data
- A well-designed cipher is only subject to brute-force attack; the strength is therefore directly related to the key length
- Current recommendation is a key length of at least 90 bits
i.e. to be fairly sure that your data will be safe for at least 20 years
- Problem - how do you distribute the keys?

2. "Hashing" - one-way encryption: another example



Note the significant change in the hash sum for minor changes in the input. Note that the hash sum is the same length for varying input sizes. This is extremely useful.

*Image courtesy Wikipedia.org.

Examples

- Unix crypt() function, based on DES
- MD5 (Message Digest 5) - 128 bit hash
- SHA1 (Secure Hash Algorithm) - 160 bits
- Until August 2004, no two documents had been discovered which had the same MD5 digest!
 - Such "collisions" are not a major problem as yet
 - No collisions have yet been found in SHA-1
- Still no feasible method to create any document which has a given MD5 digest

Exercise

- Exercise: on your machine type

```
cat /etc/motd
```
- Look at your neighbour's machine. Is their file *exactly* the same as yours? Can you be sure?

```
md5 /etc/motd
```
- Compare the result with your neighbour
- Now change ONE character in /etc/motd and repeat the md5 test
Under Linux the command is md5sum

So what use is that?

a. Integrity checks

- You can run many megabytes of data through MD5 and still get only 128 bits to check
- An attacker cannot feasibly modify your file and leave it with the same MD5 checksum*
- Gives your document a unique "fingerprint"

* Even with the recent attack, at best the attacker could add some corruption and leave the MD5sum unchanged. They could not insert any data of their own choosing.

Software announcements often contain an MD5 checksum

- It's trivial to check
- Protects you against hacked FTP servers and download errors

```
$ md5 exim-4.43.tar.bz2
MD5 (exim-4.43.tar.bz2) = f8f646d4920660cb5579becd9265a3bf
$
```

Could the attacker have modified the announcement E-mail as well?

So what use is that?

b. Encrypted password storage

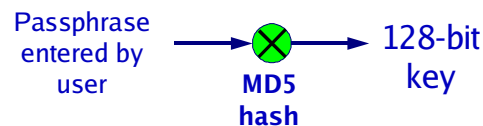
- We don't want to keep cleartext passwords if possible; the password file would be far too attractive a target
- Store hash(passwd) in /etc/shadow (Linux)
- When user logs in, calculate the hash of the password they have given, and compare it to the hash in the password file
- If the two hashes match, the user must have entered the correct password
- Can an attacker still recover the password?

So what use is that?

c. Generating encryption keys

- Users cannot remember 128 bit binary encryption keys
- However they can remember "passphrases"
- A hash can be used to convert a passphrase into a fixed-length encryption key
- The longer the passphrase, the more "randomness" it contains and the harder to guess. English text is typically only 1.3 bits of randomness per character.
<http://www.cranfield.ac.uk/docs/email/pgp/pgp-attack-faq.txt>
<http://www.schneier.com/paper-personal-entropy.html>

Generating encryption keys



Every passphrase generates a different 128-bit key

for symmetric ciphers

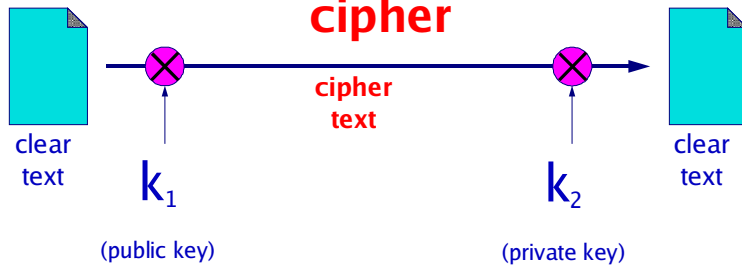
```
# vi foobar.txt
# gpg -c foobar.txt
Enter passphrase: ding/dong 479 fruitbat
Repeat passphrase: ding/dong 479 fruitbat
# ls foobar.txt*
foobar.txt foobar.txt.gpg
# rm foobar.txt
rm: remove regular file `foobar.txt'? y

# gpg foobar.txt.gpg
gpg: CAST5 encrypted data
Enter passphrase: ding/dong 479 fruitbat

cat foobar.txt

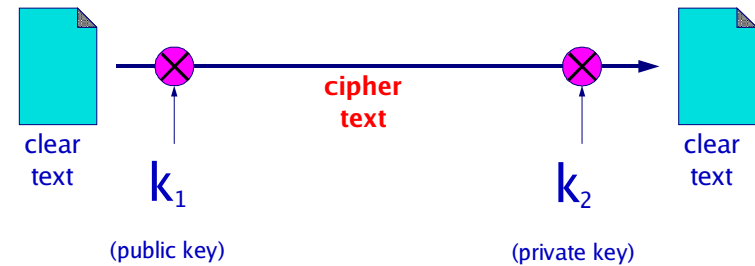
("gpg --version" shows the ciphers available)
```

Example: GPG with symmetric cipher



One key is used to encrypt the document,
a different key is used to decrypt it

3. "Public key" ciphers

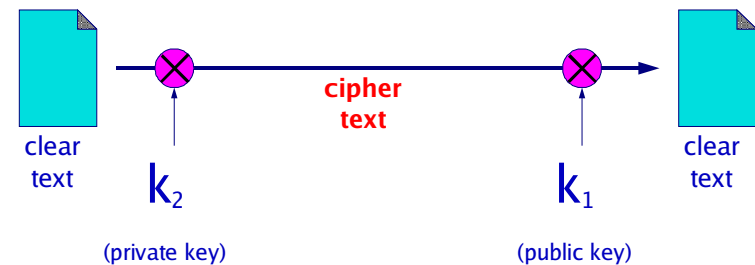


One key is used to encrypt the document,
a different key is used to decrypt it

Public key and Private key

- The Public key and Private key are mathematically related (generated as a pair)
- It is easy to convert the Private key into the Public key. It is not easy to do the reverse.
- Key distribution problem is solved: you can post your public key anywhere. People can use it to encrypt messages to you, but only the holder of the private key can decrypt them.
- Examples: RSA, Elgamal (DSA)

Use for authentication: reverse the roles of the keys



If you can decrypt the document with the public key,
it proves it was written by the owner of the private key
(and was not changed)

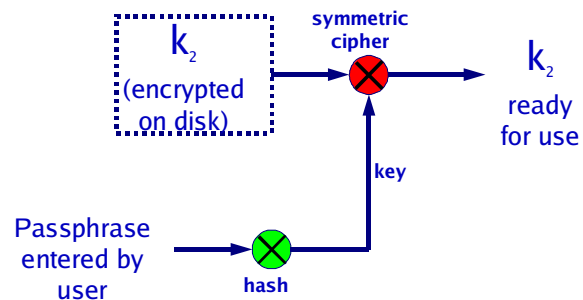
Key lengths

- Attacks on public key systems involve mathematical attempts to convert the public key into the private key. This is more efficient than brute force.
- 512-bit has been broken
- Recent developments suggest that 1024-bit keys might not be secure for long
- Recommend using 2048-bit keys

Protecting the private key

- The security of the private key is paramount: keep it safe!
- Keep it on a floppy or a smartcard?
- Prefer to keep it *encrypted* if on a hard drive
- That means you have to decrypt it (using a passphrase) each time you use it
- An attacker would need to steal the file containing the private key, AND know or guess the passphrase

Protecting the private key



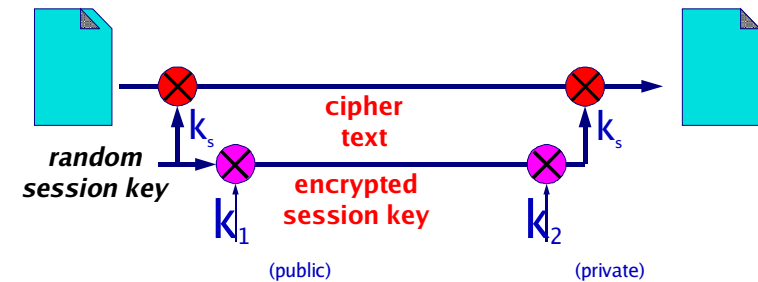
?

Public key cryptosystems are important

- But they require a lot of computation (expensive in CPU time)
- So we use some tricks to minimise the amount of data which is encrypted

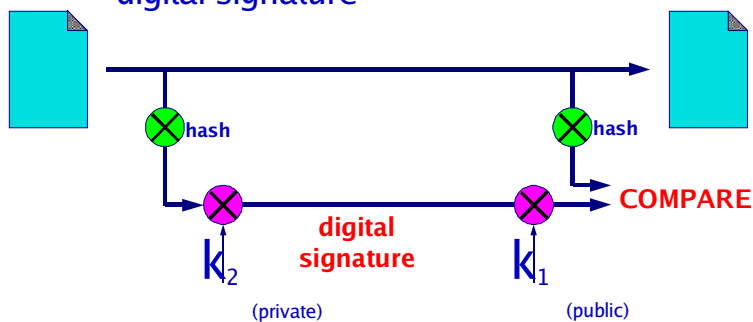
When encrypting:

Use a symmetric cipher with a random key (the "session key"). Use a public key cipher to encrypt the session key and send it along with the encrypted document.



When authenticating:

Take a hash of the document and encrypt only that. An encrypted hash is called a "digital signature"



Digital Signatures have many uses, for example:

- E-commerce. An instruction to your bank to transfer money can be authenticated with a digital signature.
Legislative regimes are slow to catch up
- A trusted third party can issue declarations such as "the holder of this key is a person who is legally known as Alice Hacker"
Like a passport binds your identity to your face
- Such a declaration is called a "certificate"
- You only need the third-party's public key to check the signature

Do public keys *really* solve the key distribution problem?

- Often we want to communicate securely with a remote party whose key we don't know
- We can retrieve their public key over the network
- But what if there's someone in between intercepting our traffic?

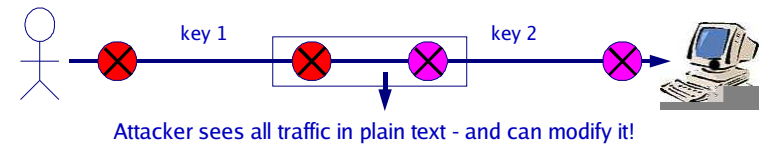


Digital Certificates can solve the man-in-the-middle problem

- Problem: I have no prior knowledge of the remote side's key, so cannot tell if a different one has been substituted
- But maybe someone else does
- A trusted third party can vouch for the remote side by signing a certificate which contains the remote side's name & public key
- I can check the validity of the certificate using the trusted third party's public key

The "man in the middle" attack

- Passive sniffing is no problem
- But if they can modify packets, they can substitute a different key
- The attacker uses separate encryption keys to talk to both sides
- You think your traffic is secure, but it isn't!



Example: TLS (SSL) web server with digital certificate

- I generate a private key on my webserver
- I send my public key plus my identity (my webserver's domain name) to a certificate authority (CA)
- The CA manually checks that I am who I say I am, i.e. I own the domain
- They sign a certificate containing my public key, my domain name, and an expiration date
- I install the certificate on my web server

When a client's web browser connects to me with HTTPS:

- They negotiate an encrypted session with me, during which they learn my public key
- I send them the certificate
- They verify the certificate using the CA's public key, which is built-in to the browser
- If the signature is valid, the domain name in the URL matches the domain name in the certificate, and the expiration date has not passed, they know the connection is secure
(Q: why is there an expiration date?)

PGP takes a different view

- We don't trust anyone except our friends (especially not big corporate monopolies)
- You sign your friends' keys to vouch for them
- Other people can choose to trust your signature as much as they trust you
- Generates a distributed "web of trust"
- Sign someone's key when you meet them face to face - "PGP key signing parties"

The security of TLS depends on:

- Your webserver being secure
 - So nobody else can obtain your private key
- The CA's public key being in all browsers
- The CA being well managed
 - How carefully do they look after their own private keys?
- The CA being trustworthy
 - Do they vet all certificate requests properly?
 - Could a hacker persuade the CA to sign their key pretending to be someone else? What about a government?

SSH uses a simple solution to man-in-the-middle

- The first time you connect to a remote host, remember its public key
 - Stored in ~/.ssh/known_hosts
- The next time you connect, if the remote key is different, then maybe an attacker is intercepting the connection!
 - Or maybe the remote host has just got a new key, e.g. after a reinstall. But it's up to you to resolve the problem
- Relies on there being no attack in progress the *first* time you connect to a machine
- Connect on LAN *before* travelling with laptop

SSH can eliminate passwords

- Use public-key cryptography to prove who you are
- Generate a public/private key pair locally

```
ssh-keygen -t rsa
Private key is ~/.ssh/id_rsa
Public key is ~/.ssh/id_rsa.pub
```
- Install your PUBLIC key on remote hosts

```
mkdir ~/.ssh
chmod 755 ~/.ssh
Copy public key into ~/.ssh/authorized_keys
```
- Login!

Designing a good cryptosystem is very difficult

- Many possible weaknesses and types of attack, often not obvious
- DON'T design your own!
- DO use expertly-designed cryptosystems which have been subject to widespread scrutiny
- Understand how they work and where the potential weaknesses are
- Remember the other weaknesses in your systems, especially the human ones

Notes on SSH authentication

- Private key is protected by a passphrase
So you have to give it each time you log in
Or use "ssh-agent" which holds a copy of your passphrase in RAM
- No need to change passwords across dozens of machines
- Disable passwords entirely!
`/etc/ssh/sshd_config`
- Annoyingly, for historical reasons there are three different types of SSH key
SSH1 RSA, SSH2 DSA, SSH2 RSA

Where can you apply these cryptographic methods?

- At the link layer
PPP encryption
- At the network layer
IPSEC
- At the transport layer
TLS (SSL): many applications support it
- At the application layer
SSH: system administration, file transfers
PGP/GPG: for securing E-mail messages, stand-alone documents, software packages etc.
Tripwire (and others): system integrity checks

Testing TLS (SSL) applications

- There is an equivalent of telnet you can use: openssl s_client
- It opens a TCP connection, negotiates TLS, then lets you type data

```
$ openssl s_client -connect ws.edu.isoc.org:443
CONNECTED(00000003)
depth=0 /C=US/ST=Virginia/L=Reston/O=Internet Society/CN=ws.edu.isoc.org/emailAddress=admin@ws.edu.isoc.org
...
New, TLSv1/SSLv3, Cipher is DHE-RSA-AES256-SHA
---
GET / HTTP/1.0
Host: ws.edu.isoc.org

HTTP/1.1 302 Found
Date: Sat, 01 Jan 2005 15:26:08 GMT
...
```

Start using cryptography now!

- Use ssh exclusively for system administration. Disable telnetd everywhere.
- Use scp/sftp exclusively for file transfers. Disable ftpd everywhere
Allowable exceptions: public FTP servers; customer web server uploads
- Install pop3/imap servers with TLS support, and encourage your clients to use it
- Use HTTPS for any web application where users enter passwords or confidential data
e.g. webmail, databases

Limitations of s_client

- Works only for protocols which use TLS from the very beginning of the connection
These protocols are identified by using a different port number to the non-encrypted version
(HTTP port 80), HTTPS port 443
(POP3 port 110), POP3S port 995
- Other protocols start unencrypted and then "upgrade" the connection to encrypted on request
e.g. SMTP has a "STARTTLS" command
s_client is not usable for these

Any questions?